


# Model 1011

3/4" to 1 1/2"

DN20 to DN40



## Two-Way Thermostatic Valves

### Compact and Reliable Temperature Control

Fluid Power Energy (FPE) thermostatic valves use the principle of expanding wax, which in the semi-liquid state undergoes large expansion rates within a relatively narrow temperature range. The self-contained element activates a brass or nickel plated sleeve, which directs flow. All FPE thermostatic valves are factory set at predetermined temperatures: no further adjustments are necessary. A wide range of temperatures are available for city or treated water temperature control applications.

On start-up, a majority of the fluid flow is blocked by a sleeve. A small amount will flow through the weep hole to the drain. As fluid temperature rises to the control range, more of the fluid is directed to the drain, and when the thermostat is in a fully stroked condition, all fluid flow is directed to the drain. This FPE valve is designed for use in water saver applications.

Standard FPE Thermostatic Valve Housings are made from aluminum and grey iron castings; however, ductile iron, bronze, steel and stainless steel housings are available.

Additional BSP, SAE and JIS threads available.



#### Including:

1011	1" NPT
1111	3/4" NPT
1211	1/2" NPT
1411	1 1/4" NPT
1511	1 1/2" NPT

Flange options available

#### Features and Benefits

- Wide range of temperatures
- Heavy duty
- Self-contained
- Replaceable element
- Non-adjustable
- Rugged construction
- Tamper-proof
- Operate in any orientation
- Compact

[www.FPEvalves.com](http://www.FPEvalves.com)

EUROPE, MIDDLE EAST,  
AFRICA, ASIA + PACIFIC  
+44 1733 206 678  
[emeaap@FPEvalves.com](mailto:emeaap@FPEvalves.com)

AMERICAS  
+1 262 548 6220  
[americas@FPEvalves.com](mailto:americas@FPEvalves.com)

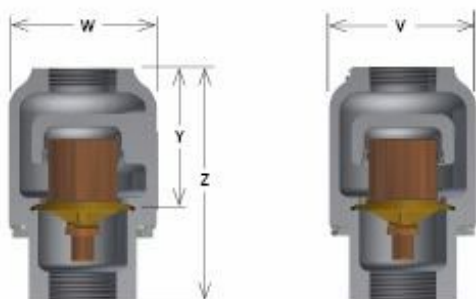
CHINA  
+86 0519 8158 0102  
[china@FPEvalves.com](mailto:china@FPEvalves.com)

# Model 1011 Two-Way Thermostatic Valve Specifications

All units in inches (mm) or lbs (Kg); English (metric)

Model Number	Body Material*	Connection Size	Principal Dimensions Units				No. of elements
			Y	W	Z	V	
*1011	"A, AL, B, D, S, SS"	1" NPT	3 5/8 (92)	3 3/4 (95)	6 (152)	3 3/4 (95)	1
*1111	"A, AL, B, D, S, SS"	3/4" NPT	3 5/8 (92)	3 3/4 (95)	6 (152)	3 3/4 (95)	1
*1211	"A, AL, B, D, S, SS"	1/2" NPT	3 5/8 (92)	3 3/4 (95)	6 (152)	3 3/4 (95)	1
*1411	"A, AL, B, D, S, SS"	1 1/4" NPT	3 5/8 (92)	3 3/4 (95)	6 (152)	3 3/4 (95)	1
*1511	"A, AL, B, D, S, SS"	1 1/2" NPT	3 5/8 (92)	3 3/4 (95)	6 (152)	3 3/4 (95)	1

Replace \* with body material type: A = Cast iron, AL = Aluminum B = Bronze, D = Ductile iron, S = Steel, SS = Stainless Steel.



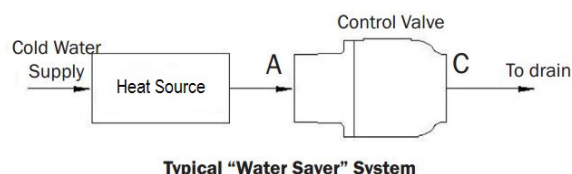
Pressure ratings @ 250°F						Weights				
Material	A, AL	B	D	S	SS	A	AL	B	D	S & SS
psi	150	180	250	665	590	7 (3)	3 (1)	8 (4)	7 (3)	7 (3)
Bar	10.3	12.4	17.2	45.9	40.7					

Service Kits (xxx represents temperature °F)					
Model	O-Ring	Gasket	LipSeal	Thermostat	
1500-xxx	1 of Buna-N	1	1	1	
1500V-xxx	1 of Viton	1	1	1	
1500E-xxx	1 of Neoprene	1	1	1	

Lip Seal Insertion Tools		Lip Seal Extraction Tools	
Part Number	Component	Part Number	Component
1571-IT	Lip Seal Insertion Plug	1571-RT	Lip Seal Extraction Plug

NOTE: Service Kits are supplied with Housing O-Rings & Housing Gaskets. Make sure to replace your original housing seal using the same style seal, and discard the extra component. If your valve was originally supplied with a gasket, DO NOT attempt to use an O-Ring, as the seal will leak without a groove to accept the O-Ring

Note: FPE reserves the right to substitute ordered material for better quality.



[www.FPEvalves.com](http://www.FPEvalves.com)

EUROPE, MIDDLE EAST,  
AFRICA, ASIA + PACIFIC  
+44 1733 206 678  
[emeaap@FPEvalves.com](mailto:emeaap@FPEvalves.com)

AMERICAS  
+1 262 548 6220  
[americas@FPEvalves.com](mailto:americas@FPEvalves.com)

CHINA  
+86 0519 8158 0102  
[china@FPEvalves.com](mailto:china@FPEvalves.com)